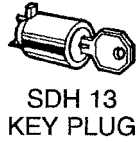



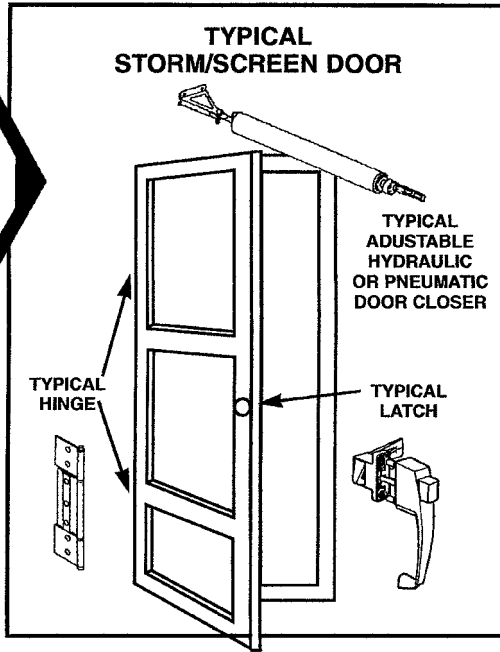
**SCREEN & STORM DOOR HARDWARE**



SDH 13  
KEY PLUG  
ALUMINUM  
BLACK



SDH 14  
KEY PLUG  
ALUMINUM  
BLACK



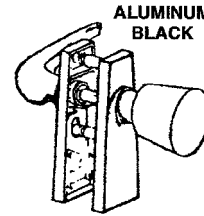
TYPICAL  
STORM/SCREEN DOOR

TYPICAL  
ADJUSTABLE  
HYDRAULIC  
OR PNEUMATIC  
DOOR CLOSER

TYPICAL  
HINGE

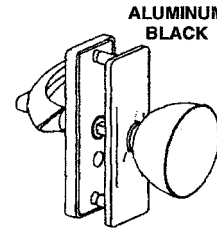
TYPICAL  
LATCH

**TULIP KNOB LOCKS**



ALUMINUM  
BLACK

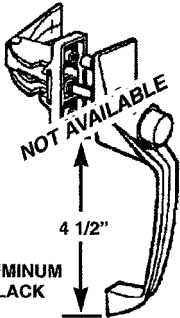
SDH 10  
1 3/4" Mounting  
Hole Centers  
Outswing Doors  
1" to 1 1/4"



ALUMINUM  
BLACK

SDH 15  
3" Mounting  
Hole Centers  
Outswing Doors  
1" to 1 1/4"

**PUSH-BUTTON PITCHER HANDLES**

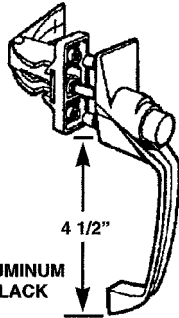


NOT AVAILABLE

4 1/2"

ALUMINUM  
BLACK

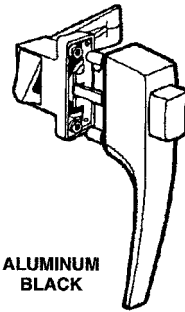
SDH 1  
1 1/2" Hole Center  
Outswing Doors  
7/8" to 1 1/4"



4 1/2"

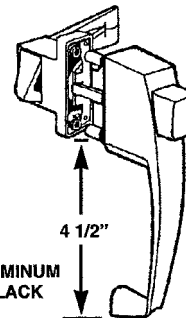
ALUMINUM  
BLACK

SDH 24  
1 3/4" Hole Center  
Outswing Doors  
7/8" to 1 1/4"



ALUMINUM  
BLACK

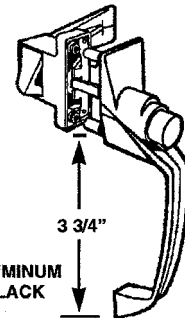
SDH 30  
1 3/4" Hole Center  
Outswing Doors  
1" to 1 1/4"



4 1/2"

ALUMINUM  
BLACK

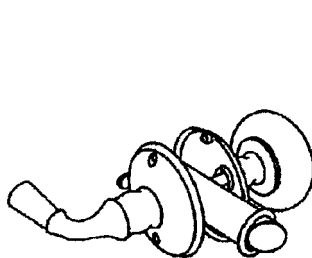
SDH 44  
1 3/4" Hole Center  
Outswing Doors  
1" to 1 1/4"



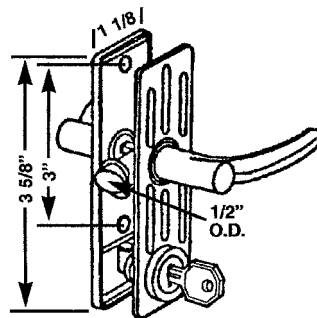
3 3/4"

ALUMINUM  
BLACK

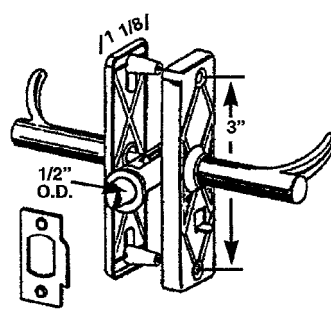
SDH 46  
1 3/4" Hole Center  
Outswing Doors  
1" to 1 1/4"



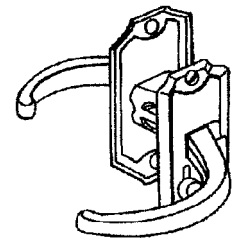
SDH 65  
MORTISE  
SCREEN LOCK  
POLISHED BRASS  
FINISH



SDH 23  
MORTISE LATCH  
W/KEY  
FOR IN OR OUT  
SWING DOORS



SDH 55  
MORTISE LATCH  
FOR IN OR OUT  
SWING DOORS



SDH 42  
PUSH-PULL  
LATCH

SCREEN & STORM DOOR HARDWARE

**#1  
IN  
SERVICE**



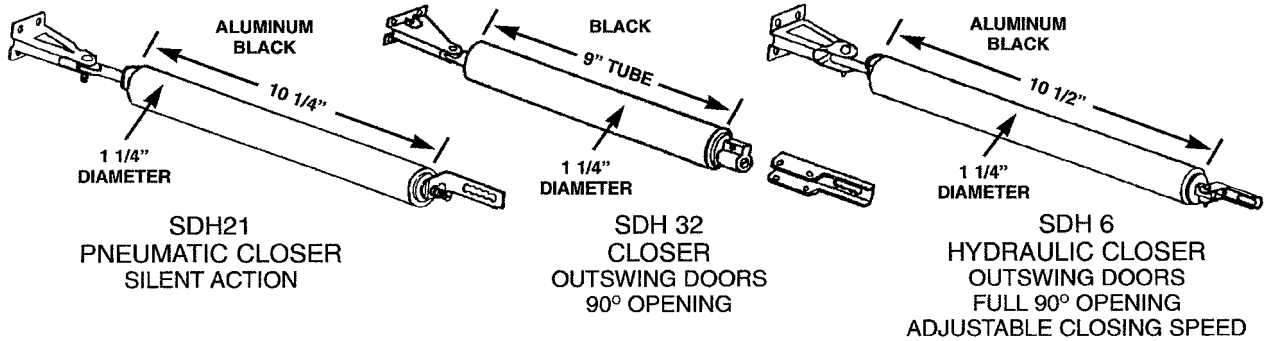
**REPLACEMENT HARDWARE Mfg. Inc.**

500 West 84th Street ♦ Hialeah ♦ Florida 33014 ♦ USA  
305-558-5051 ♦ Fax: 305-557-5239 ♦ Toll Free: 1-800-780-5051  
www.rhmfg.com ♦ www.replacement-hardware.com

6A1  
**SECTION A**  
REV. 8/01

**SCREEN & STORM DOOR HARDWARE**

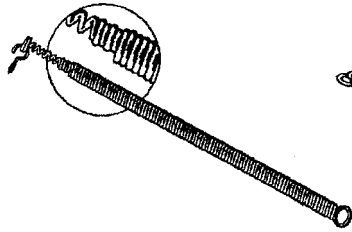
**SCREEN & STORM DOOR HARDWARE**




**SDH21**  
PNEUMATIC CLOSER  
SILENT ACTION

**SDH32**  
CLOSER  
OUTSWING DOORS  
90° OPENING

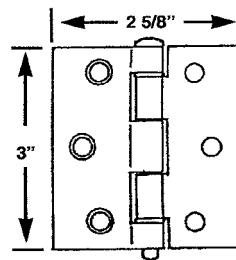
**SDH6**  
HYDRAULIC CLOSER  
OUTSWING DOORS  
FULL 90° OPENING  
ADJUSTABLE CLOSING SPEED



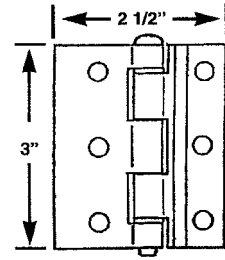
**SDH63**  
SCREEN DOOR SPRING




**SDH9**  
DOOR PROTECTOR  
CHAIN  
SINGLE SPRING  
WITH HOLDUP SPRING




**SDH36**  
HINGE  
BLACK OR  
WHITE



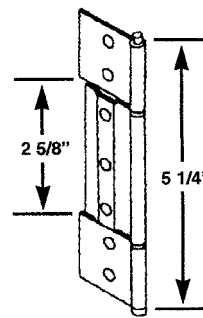
**SDH37**  
HINGE  
ALUMINUM  
OR BLACK



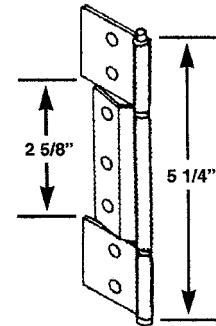
**SDH67**  
TWIN LEVER  
MORTISE  
DOOR LOCK



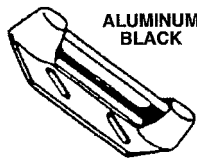
**SDH66**  
SINGLE  
CYLINDER  
DEADBOLT



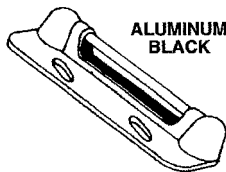
**SDH12**  
OFFSET HINGE  
ALUMINUM • BRONZE • WHITE



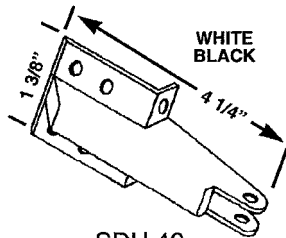
**SDH28**  
FLAT HINGE



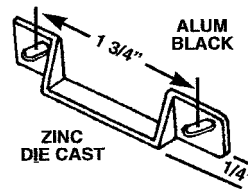
**SDH4**  
HI PROFILE  
STRIKE



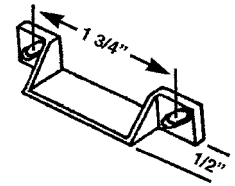
**SDH5**  
STRIKE  
PLATE



**SDH49**  
DOOR JAMB  
BRACKET



**SDH31**  
KEEPER



**SDH69**  
CAST KEEPER  
HI PROFILE

IF IN DOUBT ON ANY PART -- SEND SAMPLE FOR IDENTIFICATION.  
WE ARE CONSTANTLY ADDING ADDITIONAL ITEMS TO SERVE YOU BETTER.

6A2  
SECTION A  
REV. 8/01



**REPLACEMENT HARDWARE Mfg. Inc.**

500 West 84th Street ♦ Hialeah ♦ Florida 33014 ♦ USA  
305-558-5051 ♦ Fax: 305-557-5239 ♦ Toll Free: 1-800-780-5051  
www.rhmfg.com ♦ www.replacement-hardware.com

**#1**  
**IN**  
**SERVICE**